



COMPRO

COMPRO ELECTRONICS

Shenzhen Factory Add

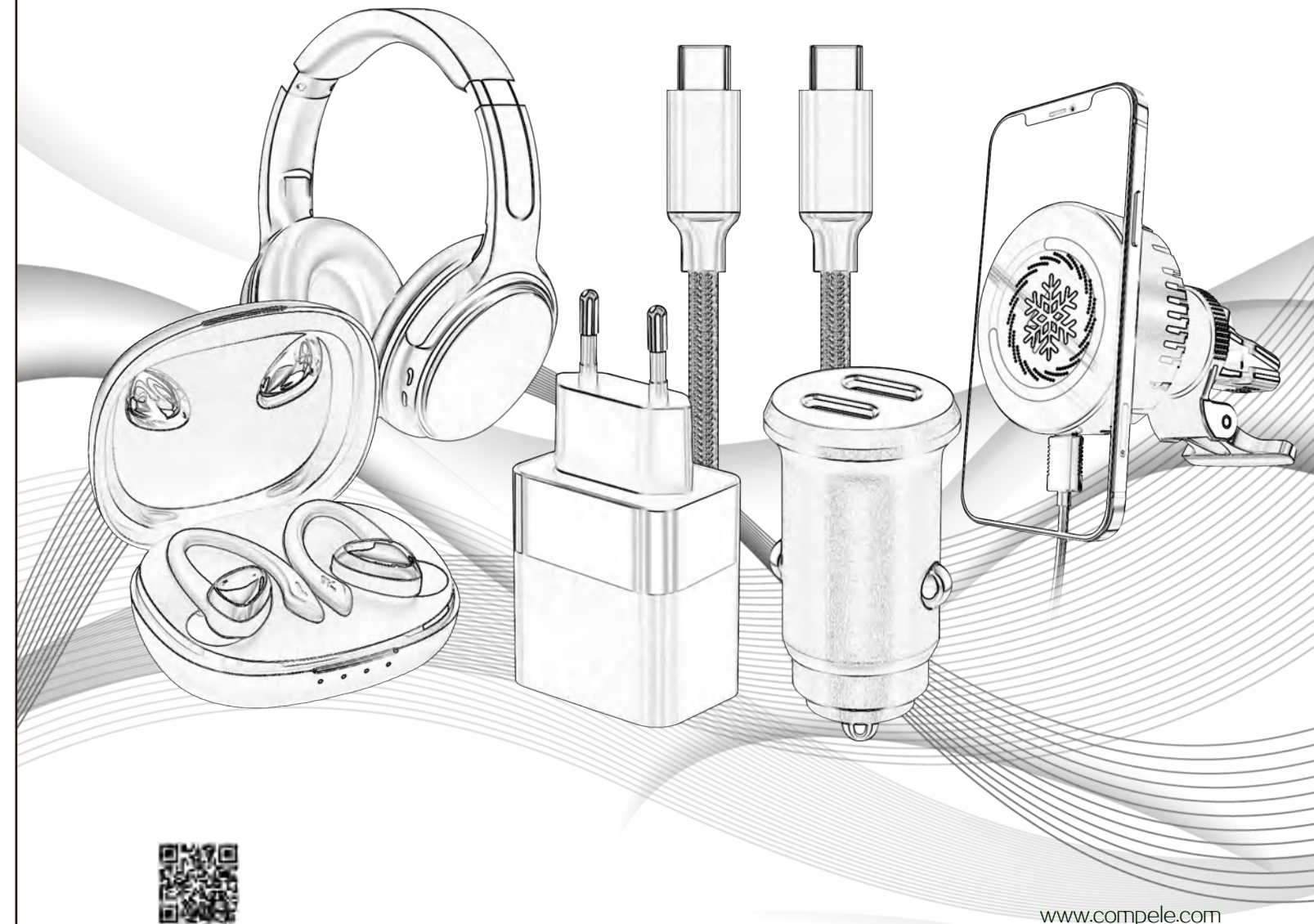
2nd Floor, Building No.5, Jinmeiwei Industrial Park, No.12 Xingye West Road, Heyi Community, Shajing Street, Baoan District, Shenzhen

Changzhou Factory Add

No. 15 Majiagou, Banshang Villagers Committee, Lijia Town, Wujin District, Changzhou

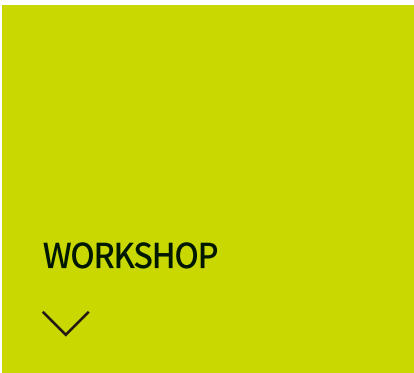
Tel: +86 519 88315722
Email: comp188@188.com

Fax: +86 519 88315733
www.compele.com



SHENZHEN FACTORY

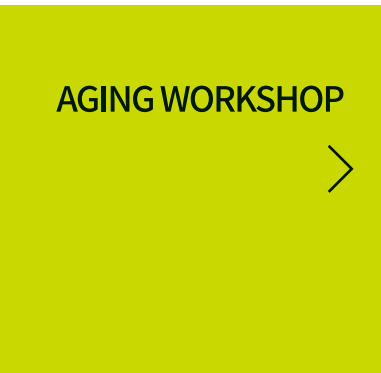
CHANGZHOU FACTORY



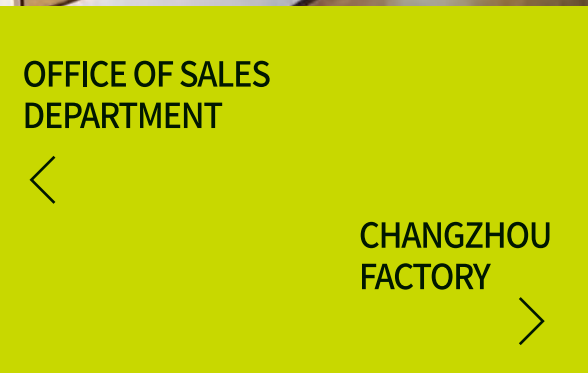
WORKSHOP
∨



CERTIFICATE WALL
∠



AGING WORKSHOP
∠



OFFICE OF SALES DEPARTMENT
∠



CHANGZHOU FACTORY
∠

RECEPTION
∠



CABLE DRAWING WORKSHOP
∠

CERTIFICATE

BSCI Business Social Compliance Initiative






Made for iPhone | iPad | iPod

USB ID 12128

FSC

ISO 9001

CE RoHS FC UL





Home Charger



HC-158

45W GAN PD3.0 1PORT WALL CHARGER
INPUT: 110-240V
PD OUTPUT: 5V/3A, 9V/3A, 12V/3A, 15V/3A, 20V/2.25A
TOTAL OUTPUT: 45W



CE RoHS

HC-156

65W GAN PD3.0 1 PORT WALL CHARGER
INPUT: 110-240V
PD OUTPUT: 5V/3A, 9V/3A, 12V/3A, 15V/3A, 20V/3.25A
TOTAL OUTPUT: 65W

CE RoHS



HC-157

45W GAN PD + QC3.0 2 PORTS WALL CHARGER
INPUT: 110-240V
QC3.0 OUTPUT: 5V/3A, 9V/2A, 12V/1.5A
PD OUTPUT: 5V/3A, 9V/3A, 12V/3A, 15V/3A, 20V/2.25A
OUTPUT A+C: 12W+PD30W(PPS33W)
TOTAL OUTPUT: 45W



CE RoHS

HC-155

65W GAN PD + QC3.0 2 PORTS WALL CHARGER
INPUT: 110-240V
QC3.0 OUTPUT A: 5V/3A, 9V/2A, 12V/1.5A
PD OUTPUT: 5V/3A, 9V/3A, 12V/3A, 15V/3A, 20V/3.25A
OUTPUT A+C: 18W+PD 45W
TOTAL OUTPUT: 65W

CE RoHS



HC-167

120W GAN PD+QC 4 PORTS WIRED DESKTOP CHARGER
 INPUT: 110-240V
 OUTPUT C (C1=C2): 5V/3A, 9V/3A, 12V/3A, 15V/3A, 20V/5Amax(PPS:3.3-21V5A)(100WMAX)
 OUTPUT A (A1=A2) SCP: 4.5V/5A, 5V/4.5A, 9V/3A, 12V/3A, 20V/3A(60WMAX)
 OUTPUT C (C1+C2): 60W+60W=120W
 OUTPUT A (A1+A2)=5V4.8A=24W
 OUTPUT C1/C2+A1/A2: 60W+60W=120W
 OUTPUT C1/C2+A1+A2: 87W+12W+12W=111W
 OUTPUT C1+C2+A1/A2: 60W+30W+30W=120W
 OUTPUT C1+C2+A1+A2: 60W+30W+12W+12W=114W
 TOTAL OUTPUT: 120W

CE RoHS



HC-107

65W GAN PD+QC3.0 3 PORTS WALL CHARGER
 INPUT: 110-240V
 OUTPUT C1: 5V/3A, 9V/3A, 12V/3A, 15V/3A, 20V/3.25A
 OUTPUT C2: 5V/3A, 9V/3A, 12V/3A, 15V/3A, 20V/3.25A
 QC3.0 OUTPUT: 5V/3A, 9V/2A, 12V/1.5A
 OUTPUT A+C1+C2: PD45W+10W+10W=65W
 OUTPUT C1+C2: PD45W+PD18W=63W
 OUTPUT A+C: PD45W+QC18W=63W
 TOTAL OUTPUT: 65W

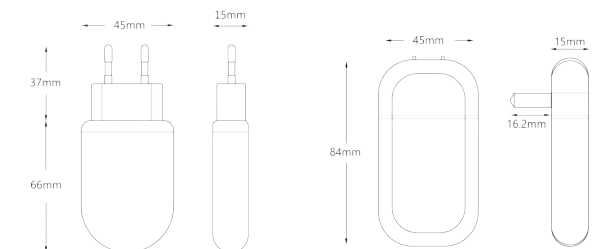
CE RoHS



HC-153

30W ULTRA-THIN PD 1 PORT WALL CHARGER
 INPUT: 110-240V
 OUTPUT: 5V/3A, 9V/3A, 12V/2.5A, 15V/2A, 20V/1.5A
 TOTAL OUTPUT: 30W

CE RoHS U_i



HC-105

20W PD 1 PORT WALL CHARGER
 INPUT: 110-240V
 OUTPUT: 5V/3A, 9V/2.22A, 12V/1.67A
 TOTAL OUTPUT: 20W

CE RoHS

HC-141

25W PD 1 PORT WALL CHARGER
 INPUT: 110-240V
 OUTPUT: 5V/3A, 9V/2.78A, 12V/2.08A
 TOTAL OUTPUT: 25W

CE RoHS





HC-103

20W PD+QC3.0 2 PORTS WALL CHARGER
INPUT: 110-240V
PD OUTPUT: 5V/3A, 9V/2.22A, 12V/1.67A
QC3.0 OUTPUT: 5V/3A, 9V/2A, 12V/1.5A
OUTPUT A+C: 5V/3.1A
TOTAL OUTPUT: 20W

CE RoHS



HC-135

USB 2 PORTS WALL CHARGER
INPUT: 110-240V
OUTPUT: 5V/3.4A
TOTAL OUTPUT: 17W

CE RoHS



HC-160

20W PD 1 PORT WALL CHARGER
INPUT: 110-240V
OUTPUT: 5V/3A, 9V/2.22A, 12V/1.67A
TOTAL OUTPUT: 20W

CE RoHS



HC-161

20W PD+QC3.0 2 PORTS WALL CHARGER
INPUT: 110-240V
PD OUTPUT: 5V/3A, 9V/2.22A, 12V/1.67A
QC3.0 OUTPUT: 5V/3A, 9V/2A, 12V/1.5A
OUTPUT A+C: 5V/3.1A
TOTAL OUTPUT: 20W

CE RoHS

HC-104

QC3.0 1 PORT WALL CHARGER
INPUT: 110-240V
OUTPUT: 5V/3A, 9V/2A, 12V/1.5A
TOTAL OUTPUT: 18W

CE RoHS



HC-134

USB 1 PORT WALL CHARGER
INPUT: 110-240V
OUTPUT: 5V/2.4A
TOTAL OUTPUT: 12W

CE RoHS



HC-149

25W PD 1 PORT WALL CHARGER
INPUT: 110-240V
OUTPUT: 5V/3A, 9V/2.67A, 12V/2.08A
TOTAL OUTPUT: 25W

CE RoHS



HC-150

25W PD+QC3.0 2 PORTS WALL CHARGER
INPUT: 110-240V
PD OUTPUT: 5V/3A, 9V/2.67A, 12V/2.08A
QC3.0 OUTPUT: 5V/3A, 9V/2A, 12V/1.5A
OUTPUT A+C: 5V/3.1A
TOTAL OUTPUT: 25W

CE RoHS



HC-146

20W MINI PD 1 PORT WALL CHARGER
 INPUT: 110-240V
 OUTPUT: 5V/3A, 9V/2.22A, 12V/1.67A
 TOTAL OUTPUT: 20W

CE RoHS

HC-147

30W MINI PD 1 PORT WALL CHARGER
 INPUT: 110-240V 50/60Hz
 OUTPUT: 5V/3A, 9V/3A, 12V/2.5A, 15V/2A, 20V/1.5A
 TOTAL OUTPUT: 30W

CE RoHS

HC-127

20W MINI PD 1 PORT WALL CHARGER
 INPUT: 110-240V
 OUTPUT: 5V/3A, 9V/2.22A, 12V/1.67A
 TOTAL OUTPUT: 20W

CE RoHS

HC-159

30W MINI PD 1 PORT WALL CHARGER
 INPUT: 110-240V
 OUTPUT: 5V/3A, 9V/3A, 12V/2.5A, 15V/2A, 20V/1.5A
 TOTAL OUTPUT: 30W

CE RoHS



HC-123

30W PD 1 PORT WALL CHARGER
 INPUT: 110-240V
 OUTPUT: 5V/3A, 9V/3A, 12V/2.5A, 15V/2A, 20V/1.5A
 TOTAL OUTPUT: 30W

HC-132

45W PD 1 PORT WALL CHARGER
 INPUT: 110-240V
 OUTPUT: 5V/3A, 9V/3A, 15V/3A, 20V/2.25A
 TOTAL OUTPUT: 45W

CE RoHS CB



HC-169

30W PD 1 PORT WALL CHARGER
 INPUT: 110-240V
 OUTPUT: 5V/3A, 9V/3A, 12V/2.5A, 15V/2A, 20V/1.5A
 TOTAL OUTPUT: 30W

CE RoHS CB



HC-133

45W PD+QC3.0 2 PORTS WALL CHARGER
 INPUT: 110-240V
 PD OUTPUT: 5V/3A, 9V/3A, 12V/3A, 15V/3A, 20V/2.25A
 QC3.0 OUTPUT: 5V/3A, 9V/2A, 12V/1.5A
 OUTPUT A+C: 5V/4.8A
 TOTAL OUTPUT: 45W

CE RoHS CB



HC-170

30W PD+QC3.0 2 PORTS WALL CHARGER
 INPUT: 110-240V
 PD OUTPUT: 5V/3A, 9V/3A, 12V/2.5A, 15V/2A, 20V/1.5A
 QC3.0 OUTPUT: 5V/3A, 9V/2A, 12V/1.5A
 OUTPUT A+C: 5V/3.1A
 TOTAL OUTPUT: 30W

CE RoHS CB

HC-120

20W PD 1 PORT WALL CHARGER
INPUT: 110-240V
OUTPUT: 5V/3A, 9V/2.22A, 12V/1.67A
TOTAL OUTPUT: 20W

CE RoHS

HC-117

18W PD 1 PORT WALL CHARGER
INPUT: 110-240V
OUTPUT: 5V/3A, 9V/2A, 12V/1.5A, 15V/1.2A
TOTAL OUTPUT: 18W

CE RoHS



HC-142

20W PD 1 PORT WALL CHARGER
INPUT: 110-240V
OUTPUT: 5V/3A, 9V/2.22A, 12V/1.67A
TOTAL OUTPUT: 20W

CE RoHS

HC-143

25W PD 1 PORT WALL CHARGER
INPUT: 110-240V
OUTPUT: 5V/3A, 9V/2.78A, 12V/2.08A
TOTAL OUTPUT: 25W

CE RoHS

HC-137

30W PD 1 PORT WALL CHARGER
INPUT: 110-240V
OUTPUT: 5V/3A, 9V/3A, 12V/2.5A, 15V/2A, 20V/1.5A
TOTAL OUTPUT: 30W

CE RoHS



HC-126

20W PD+QC3.0 2 PORTS WALL CHARGER
INPUT: 110-240V
PD OUTPUT: 5V/3A, 9V/2.22A, 12V/1.67A
QC3.0 OUTPUT: 5V/3A, 9V/2A, 12V/1.5A
OUTPUT A+C: 5V/3.1A
TOTAL OUTPUT: 20W

CE RoHS



HC-062

USB 1 PORT WALL CHARGER
INPUT: 110-240V
OUTPUT: 5V/3A
TOTAL OUTPUT: 15W

CE RoHS

HC-154

20W PD+QC3.0 2 PORTS WALL CHARGER
INPUT: 110-240V
PD OUTPUT: 5V/3A, 9V/2.22A, 12V/1.67A
QC3.0 OUTPUT: 5V/3A, 9V/2A, 12V/1.5A
OUTPUT A+C: 5V/3.1A
TOTAL OUTPUT: 20W

CE RoHS





HC-088

QC2.0 1 PORT WALL CHARGER
INPUT: 110-240V
OUTPUT: 5V/2A, 9V/1.67A
TOTAL OUTPUT: 15W

CE RoHS



HC-121

USB 2 PORTS WALL CHARGER
INPUT: 110-240V
OUTPUT: 5V/2.4A
TOTAL OUTPUT: 12W

CE RoHS



HC-164

USB 1 PORT WALL CHARGER
INPUT: 110-240V
OUTPUT: 5V/2A
TOTAL OUTPUT: 10W

CE RoHS



HC-165

USB 2 PORTS WALL CHARGER
INPUT: 110-240V
OUTPUT: 5V/2.1A
TOTAL OUTPUT: 10.5W

CE RoHS



HC-056

USB 1 PORT WALL CHARGER
INPUT: 110-240V
OUTPUT: 5V/1A
TOTAL OUTPUT: 5W

RoHS



HC-057

USB 2 PORTS WALL CHARGER
INPUT: 110-240V
OUTPUT: 5V/2A
TOTAL OUTPUT: 10W

RoHS



HC-166

USB 2 PORTS WALL CHARGER
INPUT: 110-240V
OUTPUT: 5V/2.4A
TOTAL OUTPUT: 12W

RoHS



HC-054

20W PD 1 PORT WALL CHARGER
INPUT: 110-240V
OUTPUT: PD3.0 5V/3A 9V/2.22A 12V/1.67A
TOTAL OUTPUT: 20W

RoHS



Car Charger

02

CC-118

40W PD 2 PORTS CAR CHARGER

INPUT: 12-24V

PD OUTPUT 1: 5V/3A, 9V/2.22A, 12V/1.67A

PD OUTPUT 2: 5V/3A, 9V/2.22A, 12V/1.67A

TOTAL OUTPUT: 40W(20W+20W)

CE RoHS





CC-149 **CE RoHS**

20W PD+QC3.0 2 PORTS CAR CHARGER

INPUT: 12-24V
PD OUTPUT: 5V/3A, 9V/2.22A, 12V/1.67A
QC3.0 OUTPUT: 5V/3A, 9V/2A, 12V/1.5A
OUTPUT A+C: 5V/3.1A
TOTAL OUTPUT: 20W



CC-150 **CE RoHS**

45W PD+QC3.0 2 PORTS CAR CHARGER

INPUT: 12-24V
PD OUTPUT: 5V/3A, 9V/3A, 12V/3A, 15V/3A, 20V/2.25A
QC3.0 OUTPUT: 5V/3A, 9V/2A, 12V/1.5A
OUTPUT A+C: 5V/4.8A
TOTAL OUTPUT: 45W



CC-152 **CE RoHS**

20W PD+QC3.0 2 PORTS CAR CHARGER

INPUT: 12-24V
PD OUTPUT: 5V/3A, 9V/2.22A, 12V/1.67A
QC3.0 OUTPUT: 5V/3A, 9V/2A, 12V/1.5A
OUTPUT A+C: 5V/3.1A
TOTAL OUTPUT: 20W



CC-153 **CE RoHS**

20W PD 1 PORT CAR CHARGER

INPUT: 12-24V
OUTPUT: 5V/3A, 9V/2.22A, 12V/1.67A
TOTAL OUTPUT: 20W

CC-154 **CE RoHS**

30W PD 1 PORT CAR CHARGER

INPUT: 12-24V
OUTPUT: 5V/3A, 9V/3A, 12V/2.5A
TOTAL OUTPUT: 30W



CC-151

CE RoHS

45W PD+QC3.0 2 PORTS CAR CHARGER

INPUT: 12-24V
PD OUTPUT: 5V/3A, 9V/3A, 12V/3A, 15V/3A, 20V/2.25A
QC3.0 OUTPUT: 5V/3A, 9V/2A, 12V/1.5A
OUTPUT A+C: 5V/4.8A
TOTAL OUTPUT: 45W



CC-116

CE RoHS

38W PD+QC3.0 2 PORTS CAR CHARGER

INPUT: 12-24V
PD OUTPUT: 5V/3A, 9V/2.22A, 12V/1.67A
QC3.0 OUTPUT: 5V/3A, 9V/2A, 12V/1.5A
TOTAL OUTPUT: 38W(20W+18W)



CC-143

CE RoHS

38W PD+QC3.0 2 PORTS CAR CHARGER

INPUT: 12-24V
PD OUTPUT: 5V/3A, 9V/2.22A, 12V/1.67A
QC3.0 OUTPUT: 5V/3A, 9V/2A, 12V/1.5A
TOTAL OUTPUT: 38W(20W+18W)



CC-144

CE RoHS

QC3.0+USB 2 PORTS CAR CHARGER

INPUT: 12-24V
OUTPUT 1: 5V/3A, 9V/2A, 12V/1.5A
OUTPUT 2: 5V/2.4A
TOTAL OUTPUT: 30W(18W+12W)



CC-121 **CE RoHS**

20W PD+QC3.0 2 PORTS CAR CHARGER

INPUT: 12-24V
PD OUTPUT: 5V/3A, 9V/2.22A, 12V/1.67A
QC3.0 OUTPUT: 5V/3A, 9V/2A, 12V/1.5A
OUTPUT A+C: 5V/3.1A
TOTAL OUTPUT: 20W



CC-120 **CE RoHS**

20W PD 1 PORT CAR CHARGER

INPUT: 12-24V
OUTPUT: 5V/3A, 9V/2.22A, 12V/1.67A
TOTAL OUTPUT: 20W



CC-122 **CE RoHS**

QC3.0 1 PORT CAR CHARGER

INPUT: 12-24V
OUTPUT: 5V/3A, 9V/2A, 12V/1.5A
TOTAL OUTPUT: 18W



CC-124 **CE RoHS**

USB 2 PORTS CAR CHARGER

INPUT: 12-24V
OUTPUT: 5V/2.4A
TOTAL OUTPUT: 12W



CC-097 **CE RoHS**

20W PD 1 PORT CAR CHARGER

INPUT: 12-24V
OUTPUT: 5V/3A, 9V/2.22A, 12V/1.67A
TOTAL OUTPUT: 20W



CC-095 **CE RoHS**

20W PD+QC3.0 2 PORTS CAR CHARGER

INPUT: 12-24V
PD OUTPUT: 5V/3A, 9V/2.22A, 12V/1.67A
QC3.0 OUTPUT: 5V/3A, 9V/2A, 12V/1.5A
OUTPUT A+C: 5V/3.1A
TOTAL OUTPUT: 20W



CC-044 **CE RoHS**

USB 2 PORTS CAR CHARGER

INPUT: 12-24V
OUTPUT: 5V/2.4A
TOTAL OUTPUT: 12W



CC-073 **CE RoHS**

QC3.0 1 PORT CAR CHARGER

INPUT: 12-24V
OUTPUT: 5V/3A, 9V/2A, 12V/1.5A
TOTAL OUTPUT: 18W



Wireless Charger

03

Built-in Fan Semiconductor Chilling Plate which can cool the phone surface to improve charging efficiency.



WC-132

MAGNETIC WIRELESS CHARGING PAD

INPUT: 5V/2A, 9V/2A, 12V/2.5A; ABOVE 20W (PD3.0)

OUTPUT: 15W/10W/7.5W/5W

MATERIAL: TEMPERED GLASS+PC



RoHS

WC-133

MAGNETIC WIRELESS CHARGING CAR HOLDER

INPUT: 5V/2A, 9V/2A, 12V/2.5A

OUTPUT: 15W/10W/7.5W/5W

MATERIAL: TEMPERED GLASS+PC



RoHS





WC-136

MAGNETIC WIRELESS CHARGING PAD

INPUT: ABOVE 20W (PD3.0)
 OUTPUT: 15W/10W/7.5W/5W
 MATERIAL: ALUMINUM ALLOY+ABS

CE

RoHS



WC-144

MAGNETIC WIRELESS CHARGING PAD

INPUT: 5V/2A, 9V/2A, 12V/2.5A; ABOVE 20W (PD3.0)
 OUTPUT: 15W/10W/7.5W/5W
 MATERIAL: ZINC ALLOY+ABS HANDING FEELING OIL+ACRYLIC

CE

RoHS



WC-108

MAGNETIC WIRELESS CHARGING CAR HOLDER

INPUT: 5V/2A, 9V/2A, 12V/2.5A
 OUTPUT: 15W/10W/7.5W/5W
 MATERIAL: ABS

CE

RoHS



WC-106 ○

WC-107 □

MAGNETIC WIRELESS CHARGING PAD

INPUT: 5V/3A, 9V/2A, 12V/2.5A
 OUTPUT: 15W/10W/7.5W/5W
 MATERIAL: ALUMINUM ALLOY+ABS

CE

RoHS



WC-104/ABS

WC-105/METAL

MAGNETIC WIRELESS CHARGING PAD

INPUT: 5V/3A, 9V/2A, 12V/2.5A
 OUTPUT: 15W/10W/7.5W/5W
 MATERIAL: WC-104/ABS, WC-105/ALUMINUM ALLOY+ABS

CE

RoHS



WC-130 ○

WC-131 □

MAGNETIC WIRELESS CHARGING CAR HOLDER

INPUT: 5V/2A, 9V/2A, 12V/2.5A
 OUTPUT: 15W/10W/7.5W/5W
 MATERIAL: ABS

CE

RoHS



WC-116

MAGNETIC WIRELESS CHARGING CAR HOLDER

INPUT: 5V/3A, 9V/2A, 12V/2.5A
 OUTPUT: 15W/10W/7.5W/5W
 MATERIAL: ABS

CE

RoHS



WC-145

MAGNETIC WIRELESS CHARGING CAR HOLDER

INPUT: 5V/2A, 9V/1.67A, 12V/2.5A
 OUTPUT: 15W/10W/7.5W/5W
 MATERIAL: ABS

CE

RoHS



WC-125

WIRELESS CHARGING CAR HOLDER

INPUT: 5V/3A, 9V/2A, 12V/2.5A
OUTPUT: 15W/10W/7.5W/5W
MATERIAL: ABS

CE Qi RoHS



WC-109

WIRELESS CHARGING CAR HOLDER

INPUT: 5V/2A, 9V/1.67A
OUTPUT: 10W/7.5W/5W
MATERIAL: ABS

CE Qi RoHS



WC-121

WIRELESS CHARGING CAR HOLDER

INPUT: 5V/2A, 9V/2A, 12V/2.5A
OUTPUT: 15W/10W/7.5W/5W
MATERIAL: ABS

CE Qi RoHS



WC-110

WIRELESS CHARGING CAR HOLDER

INPUT: 5V/2A, 9V/1.67A
OUTPUT: 10W/7.5W/5W
MATERIAL: ABS

CE Qi RoHS



WC-111

WIRELESS CHARGING CAR HOLDER

INPUT: 5V/2A, 9V/1.67A
OUTPUT: 10W/7.5W/5W
MATERIAL: ABS

CE Qi RoHS



WC-098

WIRELESS CHARGING CAR HOLDER

INPUT: 5V/2A, 9V/1.67A
OUTPUT: 10W/7.5W/5W
MATERIAL: ABS

CE Qi RoHS



WCPS-6

WIRELESS CHARGING CAR HOLDER

INPUT: 5V/2A, 9V/1.67A
OUTPUT: 10W/7.5W/5W
MATERIAL: ABS

CE Qi RoHS



WC-094

WIRELESS CHARGING CAR HOLDER

INPUT: 5V/2A, 9V/1.67A
OUTPUT: 10W/7.5W/5W
MATERIAL: ABS+PC

CE RoHS



WC-142

MAGNETIC 2 IN 1 WIRELESS CHARGING PAD

INPUT: 5V/2A,9V/1.67A,12V2.5A;ABOVE 20W(PD3.0)
 OUTPUT: DOUBLE 15W/10W/7.5W/5W
 MATERIAL: ANTI-SKID SILICONE+CN CALUMINUM ALLOY BOTTOM SHELL

CE

RoHS



WC-143

MAGNETIC 3 IN 1 WIRELESS CHARGING PAD

INPUT: 5V/2A,9V/1.67A,12V2.5A;ABOVE 20W(PD3.0)
 OUTPUT: DOUBLE 15W/10W/7.5W/5W/2W
 MATERIAL: ALUMINUM ALLOY+ABS HANDING FEELING OIL

CE

RoHS



WC-079

3 IN 1 WIRELESS CHARGING PAD

INPUT: 5V/2A, 9V/2A, 12V/2.5A
 OUTPUT: DOUBLE 15W/10W/7.5W/5W/2W
 MATERIAL: ABS

CE

RoHS



WC-113

3 IN 1 WIRELESS CHARGING PAD

INPUT: 5V/2A,9V/2A, 12V/2.5A; FULL LOAD: PD 45W
 OUTPUT: DOUBLE 15W/10W/7.5W/5W/2W
 MATERIAL: ABS

CE

RoHS



WC-082

WIRELESS CHARGING STAND

INPUT: 5V/2A,9V/1.67A,12V/2.5A-3A
 OUTPUT: 15W/10W/7.5W/5W
 MATERIAL: ABS

CE

Qi

RoHS



WCPS-5

WIRELESS CHARGING STAND

INPUT: 5V/2A, 9V/1.67A
 OUTPUT: 10W/7.5W/5W
 MATERIAL: ABS

CE

Qi

RoHS



WC-123

WIRELESS CHARGING STAND

INPUT: 5V/2A,9V/1.67A, 12V/2.5A-3A
 OUTPUT: 15W/10W/7.5W/5W
 MATERIAL: ABS HANDING FEELING OIL

CE

RoHS

WC-112


WIRELESS CHARGING STAND

INPUT: 5V/2A, 9V/1.67A, 12V/2.5A-3A
 OUTPUT: 15W/10W/7.5W/5W
 MATERIAL: SILICA GEL +ALUMINUM ALLOY+ABS

CE

RoHS





WCPS-19

WIRELESS CHARGING PAD

INPUT: 5V/3A, 9V/2A, 12V/2.5A
OUTPUT: 15W/10W/7.5W/5W
MATERIAL: ALUMINUMALLOY+ABS

CE Qi RoHS



WCPS-3

WIRELESS CHARGING PAD

INPUT: 5V/2A, 9V/1.67A
OUTPUT: 10W/7.5W/5W
MATERIAL: ABS

CE RoHS



WCPS-15 **WCPS-16**

WIRELESS CHARGING PAD

INPUT: 5V/2A, 9V/1.67A
OUTPUT: 10W/7.5W/5W
MATERIAL: ALUMINUMALLOY+FABRIC

CE Qi RoHS



WCPS-23 **WCPS-24**

WIRELESS CHARGING PAD

INPUT: 5V/2A, 9V/1.67A
OUTPUT: 10W/7.5W/5W
MATERIAL: ABS

CE Qi RoHS



WC-097

WIRELESS CHARGING PAD

INPUT: 5V/2A, 9V/1.67A
OUTPUT: 10W/7.5W/5W
MATERIAL: ALUMINIUNALLOY+ABS

CE RoHS



WC-126

ULTRA THIN WIRELESS CHARGING PAD

INPUT: 5V/2A, 9V/1.67A
OUTPUT: 10W/7.5W/5W
MATERIAL: ALUMINUMALLOY+ABS

CE RoHS



Earphone



TWS BT EARPHONE



EP-TWS-097

TWS BT EARPHONE

BLUETOOTH VERSION: V5.0
 PLAYING TIME: 3-4 HOURS
 CHARGING TIME: 1 HOUR
 EAR BATTERY CAPACITY: 30 MAH
 CHARGING CASE CAPACITY: 300 MAH



EP-ANC-124

TWS BT EARPHONE WITH ANC

BLUETOOTH VERSION: V5.1
 PLAYING TIME: 3-4 HOURS
 CHARGING TIME: 1 HOUR
 EAR BATTERY CAPACITY: 30 MAH
 CHARGING CASE CAPACITY: 250 MAH

EP-ANC-125

TWS BT EARPHONE WITH ANC

BLUETOOTH VERSION: V5.0
 PLAYING TIME: 3-4 HOURS
 CHARGING TIME: 1 HOUR
 EAR BATTERY CAPACITY: 30 MAH
 CHARGING CASE CAPACITY: 300 MAH





EP-TWS-088

TWS BT EARPHONE

BLUETOOTH VERSION:	V5.0
PLAYING TIME:	3-4 HOURS
CHARGING TIME:	1 HOUR
EAR BATTERY CAPACITY:	30 MAH
CHARGING CASE CAPACITY:	300 MAH



EP-TWS-126

TWS BT EARPHONE

BLUETOOTH VERSION:	V5.0
PLAYING TIME:	3-4 HOURS
CHARGING TIME:	1 HOUR
EAR BATTERY CAPACITY:	30 MAH
CHARGING CASE CAPACITY:	300 MAH



EP-TWS-128

TWS BT EARPHONE

BLUETOOTH VERSION:	V5.0
PLAYING TIME:	3-4 HOURS
CHARGING TIME:	1 HOUR
EAR BATTERY CAPACITY:	30 MAH
CHARGING CASE CAPACITY:	300 MAH



EP-TWS-129

TWS BT EARPHONE

BLUETOOTH VERSION:	V5.0
PLAYING TIME:	3-4 HOURS
CHARGING TIME:	1 HOUR
EAR BATTERY CAPACITY:	30 MAH
CHARGING CASE CAPACITY:	300 MAH



EP-TWS-127

TWS BT EARPHONE

BLUETOOTH VERSION:	V5.0
PLAYING TIME:	3-4 HOURS
CHARGING TIME:	1 HOUR
EAR BATTERY CAPACITY:	30 MAH
CHARGING CASE CAPACITY:	250 MAH



EP-TWS-107

TWS BT EARPHONE

BLUETOOTH VERSION:	V5.0
PLAYING TIME:	3-4 HOURS
CHARGING TIME:	1 HOUR
EAR BATTERY CAPACITY:	30 MAH
CHARGING CASE CAPACITY:	300 MAH



EP-TWS-035

TWS BT EARPHONE

BLUETOOTH VERSION:	V5.0
PLAYING TIME:	3-4 HOURS
CHARGING TIME:	1 HOUR
EAR BATTERY CAPACITY:	30 MAH
CHARGING CASE CAPACITY:	300 MAH



EP-TWS-130

TWS BT GAMING EARPHONE

BLUETOOTH VERSION:	V5.0
PLAYING TIME:	3-4 HOURS
CHARGING TIME:	1 HOUR
EAR BATTERY CAPACITY:	30 MAH
CHARGING CASE CAPACITY:	300 MAH



EP-ANC-100

BT HEADPHONE WITH ANC

BLUETOOTH VERSION:	V5.1
PLAYING TIME:	10-12 HOURS
CHARGING TIME:	2 HOURS
BATTERY CAPACITY:	500 MAH
ANC:	18-22 DB



EP-BT-131

2.4G HEADPHONE WITH MIC

RF FREQUENCY:	2.4GHz
PLAYING TIME:	15 HOURS
CHARGING TIME:	3 HOURS
BATTERY CAPACITY:	500 MAH
MIC IMPEDANCE:	2.2KΩ(MAX)



EP-BT-120

BT HEADPHONE

BLUETOOTH VERSION:	V5.0+EDR
PLAYING TIME:	6-10 HOURS
CHARGING TIME:	2 HOURS
BATTERY CAPACITY:	300 MAH



EP-BT-136

BT HEADPHONE

BLUETOOTH VERSION:	V5.0+EDR
PLAYING TIME:	4-6 HOURS
CHARGING TIME:	2 HOURS
BATTERY CAPACITY:	200 MAH



EP-BT-122

BT HEADPHONE

BLUETOOTH VERSION:	V5.0+EDR
PLAYING TIME:	6-10 HOURS
CHARGING TIME:	2 HOURS
BATTERY CAPACITY:	350 MAH



EP-ENC-132

NECKBAND BT SPORTS EARPHONE WITH ENC

BLUETOOTH VERSION:	V5.1
PLAYING TIME:	20-35 HOURS
CHARGING TIME:	2 HOURS
BATTERY CAPACITY:	400MAH
ENC:	110DB



EP-BT-135

NECKBAND BT SPORTS EARPHONE

BLUETOOTH VERSION:	V5.0
PLAYING TIME:	9 HOURS
CHARGING TIME:	2 HOURS
BATTERY CAPACITY:	120MAH



EP-BT-133

NECKBAND BT SPORTS EARPHONE


BLUETOOTH VERSION:	V5.0
PLAYING TIME:	6-8 HOURS
CHARGING TIME:	2 HOURS
BATTERY CAPACITY:	110MAH



EP-BT-134

NECKBAND BT SPORTS EARPHONE

BLUETOOTH VERSION:	V5.0
PLAYING TIME:	4-8 HOURS
CHARGING TIME:	2 HOURS
BATTERY CAPACITY:	120MAH



Data Cable



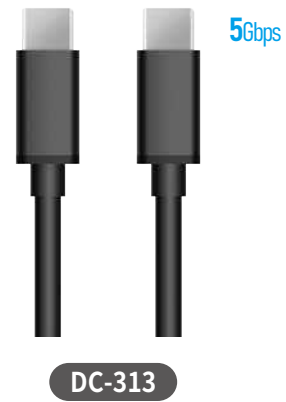
USB4 CERTIFIED DATA CABLE




TYPE C-C USB4 CERTIFIED DATA CABLE, METAL SHELL, 40GBPS, 240W




TYPE C-C USB 3.2 GEN 2 DATA CABLE, METAL SHELL



TYPE C-C USB 3.2 GEN 1 DATA CABLE, MOLDING SHELL
A: 60W B: 100W



TYPE C-C USB 3.2 GEN 1 DATA CABLE, METAL SHELL
A: 60W B: 100W



TYPE C USB 3.2 GEN 1 DATA CABLE MOLDING SHELL




TYPE C USB 3.2 GEN 1 DATA CABLE METAL SHELL, NYLON BRAIDED




DC-311

240W TYPE C-C PD FAST CHARGING USB DATA CABLE, METAL SHELL, NYLON BRAIDED




DC-263

100W TYPE C-C PD FAST CHARGING USB DATA CABLE, METAL SHELL, NYLON BRAIDED



DC-171

PD FAST CHARGING USB DATA CABLE, MOLDING SHELL
A: 8PIN C: TYPE C



DC-298

PD FAST CHARGING USB DATA CABLE, MOLDING SHELL, TPE JACKET, LONG SR TAIL
A: TYPE C-8PIN C: TYPE C-TYPE C



DC-297

USB DATA CABLE, MOLDING SHELL, TPE JACKET, LONG SR TAIL
A: 8PIN B: MICRO C: TYPE C



DC-225

ECO-FRIENDLY USB DATA CABLE, WHEAT STRAW FIBRE
A: 8PIN B: MICRO C: TYPE C



DC-227

ECO-FRIENDLY PD FAST CHARGING USB DATA CABLE, WHEAT STRAW FIBRE
A: TYPE C-8PIN C: TYPE C-TYPE C



DC-238

SILICONE USB DATA CABLE, MOLDING SHELL
A: 8PIN B: MICRO C: TYPE C



DC-243

SILICONE PD FAST CHARGING USB DATA CABLE, MOLDING SHELL
A: TYPE C-8PIN C: TYPE C-TYPE C



DC-302

USB DATA CABLE, METAL SHELL,
FABRIC BRAIDED
A: 8PIN B: MICRO C: TYPE C



DC-301

USB DATA CABLE, METAL SHELL
A: 8PIN B: MICRO C: TYPE C



DC-083

CYLINDRICAL USB DATA CABLE,
METAL SHELL, FABRIC BRAIDED
A: 8PIN B: MICRO C: TYPE C



DC-059

L TYPE RIGHT ANGLE USB DATA CABLE,
METAL SHELL, FABRIC BRAIDED
A: 8PIN B: MICRO C: TYPE C



DC-291

L TYPE RIGHT ANGLE STANDING TYPE C DATA
CABLE, MOLDING SHELL, EMBOSSED PVC JACKET
A: 8PIN B: MICRO C: TYPE C



DC-180

CYLINDRICAL MAGNETIC USB DATA CABLE,
METAL SHELL, NYLON BRAIDED
A: 8PIN B: MICRO C: TYPE C



DC-082

HIGHLIGHT USB DATA CABLE,
METAL SHELL, NYLON BRAIDED
A: 8PIN B: MICRO C: TYPE C



DC-276

PD FAST CHARGING FLAT USB DATA CABLE,
MOLDING SHELL
A: TYPE C-8PIN C: TYPE C-TYPE C



DC-095

FLAT USB DATA CABLE, METAL SHELL
A: 8PIN B: MICRO C: TYPE C



DC-001

USB DATA CABLE, METAL SHELL,
NYLON BRAIDED
A: 8PIN B: MICRO C: TYPE C



DC-006

USB DATA CABLE, METAL SHELL,
FABRIC BRAIDED
A: 8PIN B: MICRO C: TYPE C



DC-303

CYLINDRICAL USB DATA CABLE,
METAL SHELL, FABRIC BRAIDED
A: 8PIN B: MICRO C: TYPE C



DC-064

FLAT USB DATA CABLE, METAL SHELL,
FABRIC BRAIDED
A: 8PIN B: MICRO C: TYPE C



DC-304

FLAT USB DATA CABLE, MOLDING SHELL
A: 8PIN B: MICRO C: TYPE C



DC-085

FLAT USB DATA CABLE, MOLDING SHELL
A: 8PIN B: MICRO C: TYPE C



DC-307

USB DATA CABLE, METAL SHELL,
FABRIC BRAIDED
A: 8PIN B: MICRO C: TYPE C



DC-308

USB DATA CABLE, METAL SHELL,
FABRIC BRAIDED
A: 8PIN B: MICRO C: TYPE C



DC-306

USB DATA CABLE, METAL SHELL,
FABRIC BRAIDED
A: 8PIN B: MICRO C: TYPE C



DC-309

4 IN 1 USB DATA CABLE, METAL SHELL, NYLON BRAIDED



DC-279

2 IN 1 PD FAST CHARGING USB DATA CABLE, METAL SHELL, NYLON BRAIDED



DC-087

3 IN 1 USB DATA CABLE, METAL SHELL, NYLON BRAIDED



DC-219

3 IN 1 USB DATA CABLE, MOLDING SHELL



DC-220

3 IN 1 USB DATA CABLE, METAL SHELL, NYLON BRAIDED



Hub & Adapter





ADS-03

6 IN 1 TYPE C HUB
METAL SHELL TYPE C TO HDMI+PD+SD+TF+USB*2



ADS-02

8 IN 1 TYPE C HUB
METAL SHELL TYPE C TO HDMI+RJ45+PD+SD+TF+USB*3




ADS-01

8 IN 1 TYPE C HUB
METAL SHELL TYPE C TO HDMI+RJ45+VGA+PD+SD+TF+USB*2



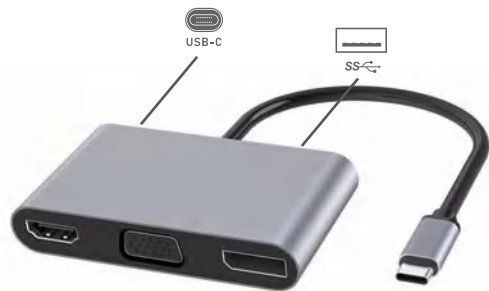
AD-128

2 IN 1 TYPE C MST HUB
METAL SHELL TYPE C TO HDMI*2



AD-129

4 IN 1 TYPE C MST HUB
METAL SHELL TYPE C TO HDMI*2+PD+USB



AD-130

5 IN 1 TYPE C MST HUB
METAL SHELL TYPE C TO HDMI+VGA+DP+PD+USB



AD-089

3 IN 1 TYPE C HUB
METAL SHELL TYPE C TO HDMI+PD+USB



AD-090

5 IN 1 TYPE C HUB
METAL SHELL 2*TYPE C TO HDMI*2+PD+USB*2



AD-091

7 IN 1 TYPE C HUB
METAL SHELL 2*TYPE C TO HDMI+PD+TYPE C+SD+TF+USB*2



AD-116

3 IN 1 TYPE C HUB
METAL SHELLTYPE C TO HDMI+PD+USB



AD-117

5 IN 1 TYPE C HUB
METAL SHELL TYPE C TO HDMI+PD+TYPE C+USB*2



AD-053

7 IN 1 TYPE C HUB
METAL SHELL TYPE C TO HDMI+PD+TYPE C+SD+TF+USB*2





AD-037

3 IN 1 TYPE C HUB
METAL SHELL TYPE C TO HDMI+PD+USB



AD-133

8 IN 1 TYPE C HUB
METAL SHELL TYPE C TO HDMI+USB*3+PD+TF+SD+RJ45



AD-126

2 IN 1 TYPE C HUB
METAL SHELL TYPE C TO MINI DP+DP



AD-095

9 IN 1 TYPE C HUB
METAL SHELL TYPE C TO HDMI+RJ45+VGA+PD+SD+TF+USB*2
+AUDIO+WIRELESS CHARGING(5W)



AD-127

5 IN 1 TYPE C HUB
ABS SHELL TYPE C TO HDMI+VGA+USB+PD+AUDIO



AD-050

11 IN 1 TYPE C HUB
METAL SHELL TYPE C TO HDMI+RJ45+VGA+PD+TYPE C+SD
+TF+USB*3+AUDIO



AD-099

TYPE C TO HDMI ADAPTER, METAL SHELL

AD-100

TYPE C TO DP ADAPTER, METAL SHELL

AD-101

TYPE C TO MINI DP ADAPTER, METAL SHELL

AD-102

TYPE C TO VGA ADAPTER, METAL SHELL

AD-103

TYPE C TO RJ45 ADAPTER, METAL SHELL



AD-106

TYPE C TO HDMI ADAPTER, METAL SHELL

AD-107

TYPE C TO DP ADAPTER, METAL SHELL

AD-108

TYPE C TO MINI DP ADAPTER, METAL SHELL

AD-109

TYPE C TO RJ45 ADAPTER, METAL SHELL



AD-121

TYPE C TO HDMI+PD 100W ADAPTER, METAL SHELL

AD-122

TYPE C TO DP+PD 100W ADAPTER, METAL SHELL

AD-123


TYPE C TO MINI DP+PD 100W ADAPTER, METAL SHELL

AD-124

TYPE C TO VGA+PD 100W ADAPTER, METAL SHELL


AD-125

TYPE C TO RJ45+PD 65W ADAPTER, METAL SHELL



MHL-20

TYPE C TO HDMI, 8K, METAL SHELL



MHL-016

TYPE C TO HDMI, ABS SHELL



MHL-017

TYPE C TO HDMI, METAL SHELL



MHL-018

TYPE C TO HDMI+PD, METAL SHELL



MHL-019

TYPE C TO HDMI, WITH USB, METAL SHELL



AD-134

TYPE C TO HDMI FEMALE, METAL SHELL



Power Bank





PB-033-10QM

10000MAH MAGNETIC WIRELESS POWER BANK WITH DIGITAL DISPLAY

INPUT 1: 5V/2.1A(MICRO)
 INPUT 2: 5V/2A, 9V/2A(TYPE-C)
 OUTPUT 1: 5V/2A, 9V/2A, 12V/1.5A(TYPE-C)
 OUTPUT 2: 5V-6.5V/3A, 6.5V-9V/2A, 9V-12V/1.5A(USB-A)
 WIRELESS: 15W/10W/7.5W/5W
 POWER: 37WH
 SIZE: 148*68.8*17.8MM
 MATERIAL: PC+ABS



PB-032-10QMC

10000MAH MAGNETIC WIRELESS POWER BANK
 INPUT 1: 5V/2.1A(MICRO&USB-A CABLE)
 INPUT 2: 5V/2A, 9V/2A(TYPE-C)
 OUTPUT 1: 5V/2A, 9V/2A, 12V/1.5A(TYPE-C)
 OUTPUT 2: 5V-6.5V/3A, 6.5V-9V/2A, 9V-12V/1.5A(USB-A)
 OUTPUT 3: 5V/2A(CABLE)
 WIRELESS: 15W/10W/7.5W/5W
 POWER: 37WH
 SIZE: 148*68.8*20.7MM
 MATERIAL: PC+ABS



PB-031-5MZ

5000MAH MAGNETIC WIRELESS POWER BANK WITH STAND
 INPUT: 5V/2.1A
 OUTPUT 1: 5V/2.4A(USB-A)
 OUTPUT 2: 5W(WIRELESS)
 POWER: 18.5WH
 SIZE: 93.7*63.8*16.2MM
 MATERIAL: PC+ABS



PB-030-5M

5000MAH MAGNETIC WIRELESS POWER BANK
 INPUT: 5V/2.1A
 OUTPUT 1: 5V/2.4A(USB-A)
 OUTPUT 2: 5W(WIRELESS)
 POWER: 18.5WH
 SIZE: 93.7*63.8*16.2MM
 MATERIAL: PC+ABS



PB-026-5

5000MAH POWER BANK

INPUT: 5.0V/2.0A(MICRO&TYPE-C)
 OUTPUT: 5.0V/2.0A(USB-A&TYPE-C)
 POWER: 18.5WH
 SIZE: 99.5*63.5*13.5MM
 MATERIAL: ABS



PB-027-10

10000MAH POWER BANK

INPUT: 5.0V/2.0A(MICRO&TYPE-C)
 OUTPUT: 5.0V/2.0A(USB-A&TYPE-C)
 POWER: 37WH
 SIZE: 137*68.5*15.5MM
 MATERIAL: ABS

PB-027-10Q

10000MAH FAST CHARGING POWER BANK

INPUT: 5V/2A(MICRO)
 INPUT 2: 5V/2A, 9V/2A(TYPE-C)
 OUTPUT 1: 5V/2A, 9V/2A, 12V/1.5A(TYPE-C)
 OUTPUT 2: 5V-6.5V/3A, 6.5V-9V/2A, 9V-12V/1.5A(USB-A)
 POWER: 37WH
 SIZE: 137*68.5*15MM
 MATERIAL: ABS



PB-028-20

20000MAH POWER BANK

INPUT: 5.0V/2.0A(MICRO&TYPE-C)
 OUTPUT: 5.0V/2.0A(USB-A&TYPE-C)
 POWER: 74WH
 SIZE: 137*68.5*27.5MM
 MATERIAL: ABS

PB-043-20Q

20000MAH FAST CHARGING POWER BANK

INPUT: 5V/2A(MICRO)
 INPUT 2: 5V/2A, 9V/2A(TYPE-C)
 OUTPUT 1: 5V/2A, 9V/2A, 12V/1.5A(TYPE-C)
 OUTPUT 2: 5V-6.5V/3A, 6.5V-9V/2A, 9V-12V/1.5A(USB-A)
 POWER: 74WH
 SIZE: 137*68.5*27.5MM
 MATERIAL: ABS



PB-029-30

30000MAH POWER BANK

INPUT: 5.0V/2.0A(MICRO&TYPE-C)
 OUTPUT: 5.0V/2.0A(USB-A&TYPE-C)
 POWER: 111WH
 SIZE: 166*79.5*30MM
 MATERIAL: ABS

PB-044-30Q

30000MAH FAST CHARGING POWER BANK

INPUT: 5V/2A(MICRO)
 INPUT 2: 5V/2A, 9V/2A(TYPE-C)
 OUTPUT 1: 5V/2A, 9V/2A, 12V/1.5A(TYPE-C)
 OUTPUT 2: 5V-6.5V/3A, 6.5V-9V/2A, 9V-12V/1.5A(USB-A)
 POWER: 111WH
 SIZE: 166*79.5*30MM
 MATERIAL: ABS



PB-039-10W

10000MAH WIRELESS POWER BANK WITH SUCTION CUP

INPUT: 5V/2A(MICRO/TYPE-C)
OUTPUT1: 5V/2A(USB/TYPE-C)
OUTPUT2: 5W(WIRELESS)
POWER: 37Wh
SIZE: 140*68*18CM
MATERIAL: ABS



PB-040-10W

10000MAH WIRELESS POWER BANK WITH DIGITAL DISPLAY

INPUT: 5V/2A(MICRO/TYPE-C)
OUTPUT1: 5V/2A(USB/TYPE-C)
OUTPUT2: 5W(WIRELESS)
POWER: 37Wh
SIZE: 140*68*18CM
MATERIAL: ABS



PB-038-10ACL

10000MAH POWER BANK WITH LED LIGHT

INPUT: 5.0V/2.0A(MICRO&USB-A CABLE)
OUTPUT: 5.0V/2.0A(USB-A&CABLE)
POWER: 37WH
SIZE: 164*81.6*23MM
MATERIAL: PC+ABS



PB-034-8A

8000MAH POWER BANK WITH DIGITAL DISPLAY

INPUT: 5V/2A(MICRO/TYPE-C)
OUTPUT: 5V/2A(USB-A)
POWER: 29.6WH
SIZE: 142*66.5*15.5CM
MATERIAL: ALUMINUM ALLOY



PB-035-5A

5000MAH POWER BANK WITH DIGITAL DISPLAY

INPUT: 5V/2A(MICRO/TYPE-C)
OUTPUT: 5V/2A(USB-A)
POWER: 18.5WH
SIZE: 96*63*15CM
MATERIAL: ALUMINUM ALLOY+ABS



PB-041-10A


10000MAH POWER BANK WITH DIGITAL DISPLAY

INPUT: 5V/2A(MICRO/TYPE-C)
OUTPUT: 5V/2A(USB-A)
POWER: 37WH
SIZE: 137*68*17CM
MATERIAL: ALUMINUM ALLOY+ABS



Packaging





HOT SEALING BLISTER
SIZE: 80*150MM



HOT SEALING BLISTER
SIZE: 80*150MM



OPP BAG
SIZE: 100*150MM



PLASTIC TUBE
SIZE: 25*140MM



TUBE PDQ DISPLAY



COLOR BOX W/PAPER TRAY
SIZE: 60*120*20MM



COLOR BOX W/PAPER TRAY
SIZE: 55*90*35MM



COLOR BOX W/PAPER TRAY
SIZE: 60*130*35MM



PAPER CARD
SIZE: 100*160MM



PAPER CARD PDQ DISPLAY



**ECO-FRIENDLY COLOR BOX
W/PAPER TRAY**
SIZE: 60*160*20MM



**ECO-FRIENDLY COLOR BOX
W/PAPER TRAY**
SIZE: 95*135*20MM



**ECO-FRIENDLY COLOR BOX
W/PAPER TRAY**
SIZE: 90*140*20MM



**ECO-FRIENDLY COLOR BOX
W/PAPER TRAY**
SIZE: 70*90*70MM



**ECO-FRIENDLY PAPER BAG
W/PAPER TRAY**
SIZE: 55*120MM



ECO-FRIENDLY PDQ DISPLAY



ECO-FRIENDLY FLOOR DISPLAY



ECO-FRIENDLY FLOOR DISPLAY